



GEOCACHING LEAGUE CITY

Hidden Gems GeoTour in Houston's Scenic Coastal Community



GeoTour Code **GT498**

**LC
TX**
LEAGUE CITY

WHAT IS GEOCACHING?

Geocaching is a real-world, outdoor treasure hunting game using GPS-enabled devices, like cellphones. Participants navigate to a specific set of GPS coordinates and then attempt to find the geocache (container) hidden at that location. Geocaching gives anyone with a smartphone a free, safe, and fun outdoor activity.



Code

#LCGeo GT498

Document your Hidden Gems GeoTour adventure and have fun exploring the treasures and landmarks of League City!

LCGT#1
GC8ZTPE
Reflecting Near the Water

LCGT#2
GC8ZTNY
Woof Woof!

LCGT#3
GC8ZTP3
Osprey Loop

LCGT#4
GC8ZTP7
Light to See By

LCGT#5
GC8YKJB
Power in the Park

LCGT#6
GC8YKJ1
Furry Friend Finder

LCGT#7
GCAJ0EQ
Clear View

LCGT#8
GC8YKFE
A Special Oak

GEOCACHING TIPS

- If you take something from the geocache (or "cache"), leave something of equal or greater value.
- Write about your find on the app, in the cache logbook.
- Log your experience on your mobile app. You must be close to the cache to get a "smiley".
- In heavily populated areas, make sure to discreetly locate and log a cache or come back later so that non-geocachers (or "muggles") will not discover the cache.
- Understand the type and size of the geocache you are searching for. Geocaches vary greatly in size and appearance. In the field you will see everything from large, clear plastic containers to film canisters to a fake rock with a secret compartment.
- During your treasure hunt, spend some time learning more about each location, keep your eye out for local wildlife—especially birds—and explore a variety of coastal and wetland habitats in League City.

HOW TO GEOCACHE:

A BEGINNER'S GUIDE

- Download the Geocaching app on your smartphone and create a free account.
- When you open the app, it will show a map of your area.
- Click the search icon at the top and select "GeoTour."
- Search the League City GeoTour code: GT498.
- This will provide you with the League City Hidden Gems Tour caches.
- Click the cache you want to find, then select "navigate." It will guide you to close proximity of the cache.
- You can start with #1 and follow along through #10, or do them in any order you like.
- The cache descriptions will give you hints and clues on how to find them, as well as some fun facts about the location.
- Once you get close, you may need to hunt for the cache. They are all different shapes and sizes, and often not in plain view. If you are having trouble finding it, click on "hint" for some help.

AFTER YOU FIND A CACHE...

- Sign the log inside.
- If you take a trinket from the geocache, leave something of equal or greater value, making sure it's family friendly. Don't place food or scented items as these attract animals.
- Log your experience in the app, tell us what you thought, and snap a picture to share.
- Share your pics on social media with #LCGeo #Geotour.
- Replace the cache in the same spot & position that you found it.

GEOCACHING ETIQUETTE

We like to keep things fun for everyone, so we have a few rules we encourage everyone to follow:

- Sign the logbook and log your find online to get your "smiley." Geocache owners love reading about your experience.
- Did Not Find (DNF) logs alert others that the cache may be more difficult to find than anticipated or may even be missing. DNF logs also inform the cache owner they may need to check on their container.
- Be mindful of non-geocaching onlookers (muggles). Curious people have been known to take or damage geocaches.
- Make sure you don't accidentally venture on to someone's private property. Caches won't require you to trespass.
- Leave the geocache area better than how you found it. Try not to disrupt local wildlife and pack any trash you see.
- If you find a problematic cache, please contact the owner directly using the app.

GEOCACHER'S CREED

When placing or seeking geocaches, I will:

- Not endanger myself or others.
- Observe all laws & rules of the area.
- Respect property rights and seek permission where appropriate.
- Avoid causing disruptions or public alarm.
- Minimize my and others' impact on the environment.
- Be considerate of others.
- Protect the integrity of the game.

CLAIM YOUR PRIZE!

- When you complete the GeoTour, the app will reward you automatically with a digital souvenir.
- Additionally, leaguecitygeo has created a collectible GeoCoin for you to keep & proudly display.

TO CLAIM YOUR GEO COIN:

- Screenshot your digital completion souvenir on the app.
- Email the screenshot & your geocaching username to communications@leaguecitytx.gov.
- After we verify you have completed the tour, we will confirm if you want to pick up your coin in person, or if you want us to mail it to you.

★ Only one coin, per geocaching account, will be awarded. ★

QUICK START:

1







Download the free official Geocaching® app from the app store or www.geocaching.com.

2



Create an account, search for GeoTour code GT498 and begin your hunt!

SEARCH FOR GEOTOUR CODE: GT498

 Location EX: 98103 or Seattle	 Geocache EX: GCK25B
 Trackable EX: TB7VEQH	 GeoTour

3



Make sure to log all your finds, and share your geocaching photos on social media with the hashtag #LCGeo.

#LCGEO